

Name: _____

Date: _____

INTERNET ACTIVITY

Chapter 16: The Postwar Period --- 1945-1980

Icons of West Virginia

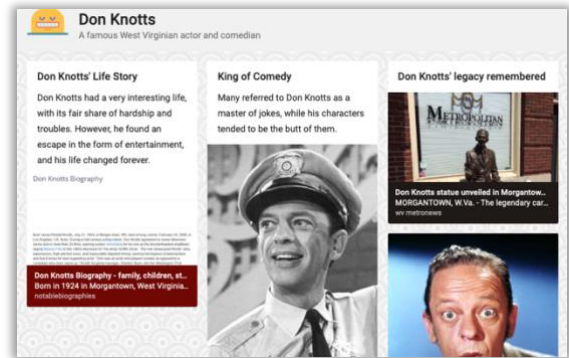
Directions: In this lesson, you will research a topic or person from this chapter. Then, you will create a web-based Padlet to demonstrate what you have learned and share it with others.

Instructions: Click the links below or use your school’s reference materials to complete each item. Use your information to create a Padlet board like the one shown.

Part I: Research

To get you started, you’ll need to decide on a topic with your teacher. Choose among many people, events, and ideas from this chapter.

Try these websites, or some of your own to locate information. As you gather your information, save any image files that might be good to import in your Padlet board. Also, you’ll want to save any websites that might be useful to add as links on your board. Your Padlet board can hold documents, too. So, if you find a website or video, for instance, that is informative, you can add it, as well.



[West Virginia Culture](#)

[WV Encyclopedia Britannica](#)

[West Virginia Infoplease](#)

Topic (Person's Name, Event, or Thing)		
Significant Date(s)		
Importance to West Virginia history		
Links to research sites, documents, etc.		



Name: _____

Date: _____

INTERNET ACTIVITY

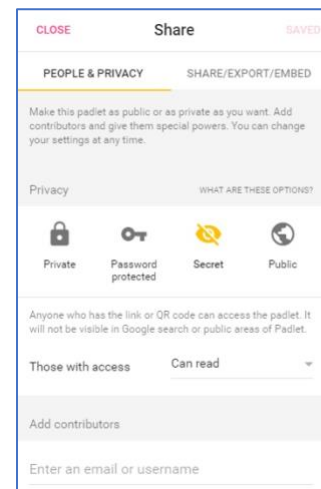
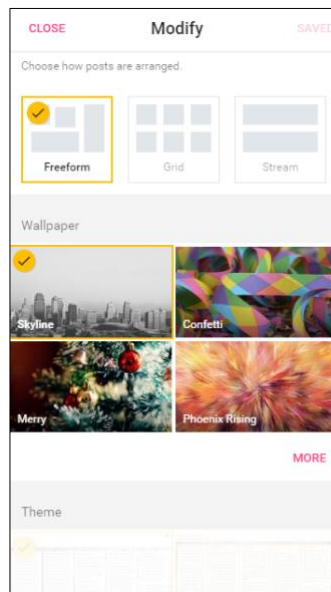
Three additional, important facts

Part II: Your teacher will give you directions to explain if you will log in to create an account or not. Visit this website to begin: <http://padlet.com/>.

Double-click on your board to begin entering information or upload the pictures that you saved.

Be sure to click the “gear” icon to modify the look of your board. You can change the background, layout, icon, and more!

You’ll also want to click on Share. Set your board as “Secret” and change “Those With Access” to “Can Read” so nobody else can make changes to your board!



Name: _____

Date: _____

INTERNET ACTIVITY

